How to Attend “The New Student Orientation at Kyoto University in October 2020”

September 1st, 2020

To prevent the COVID-19, we will not provide face-to-face orientation for new students in 2020, but will deliver it via video distribution using the Kyoto University learning support system “PandA”. PandA will be used in each lesson after the orieatation. Please be sure to learn how to access PandA when you take it. Please note that PandA requires you to use it from your PC (Some functions cannot be used on smartphones, tablets, etc.).

1 IIMC Website

https://www.iimc.kyoto-u.ac.jp/en/

Click the “Student” button on “Search by user type” of IIMC website.

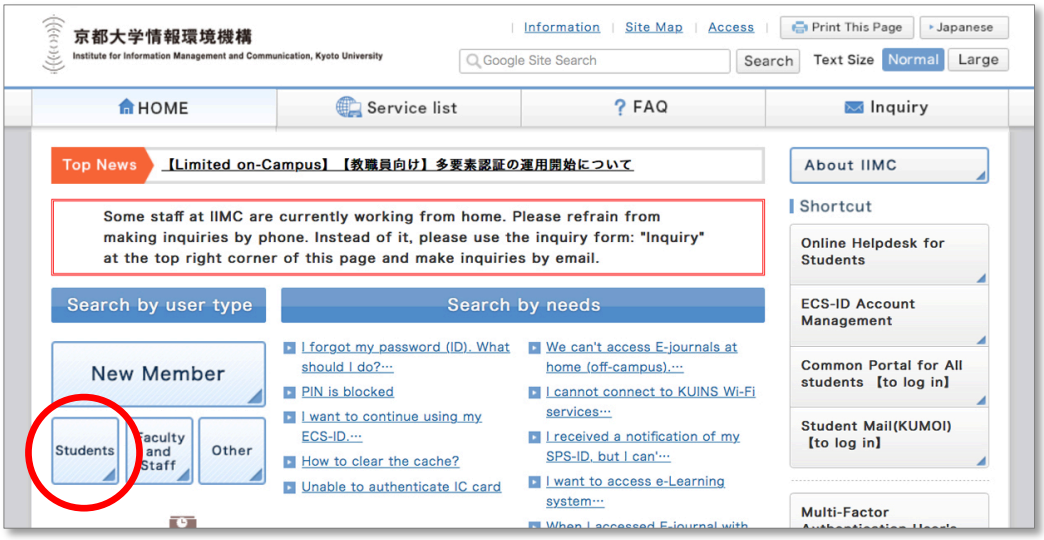

2 IIMC Website “To students”

https://www.iimc.kyoto-u.ac.jp/en/user/student.html

Click “Learning support system(PandA)” on Introduction of basic Information system and service.

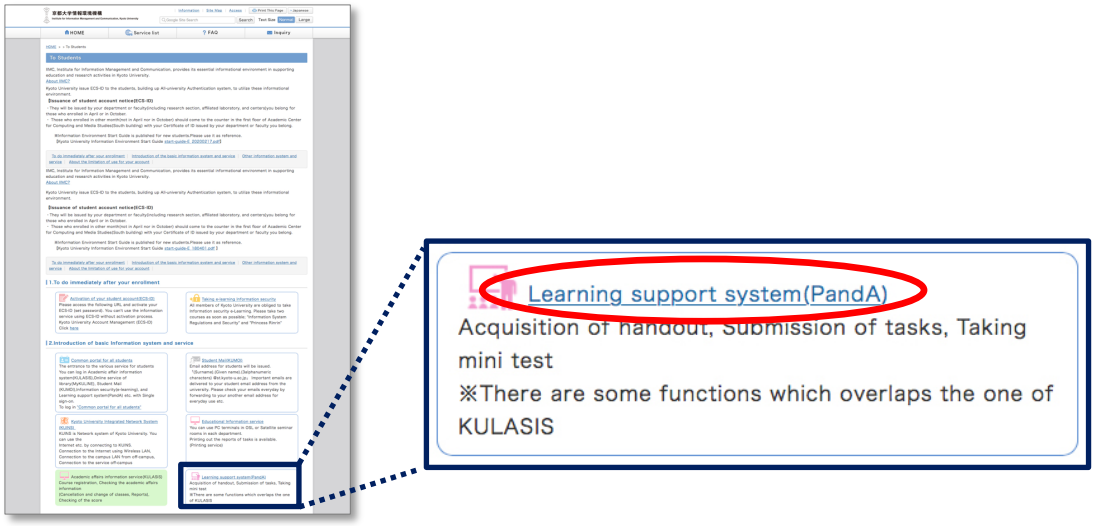

3 IIMC Website “Learning support system(PandA)”

https://www.iimc.kyoto-u.ac.jp/en/services/lms/

Please Click here (https://panda.ecs.kyoto-u.ac.jp) to access PandA.

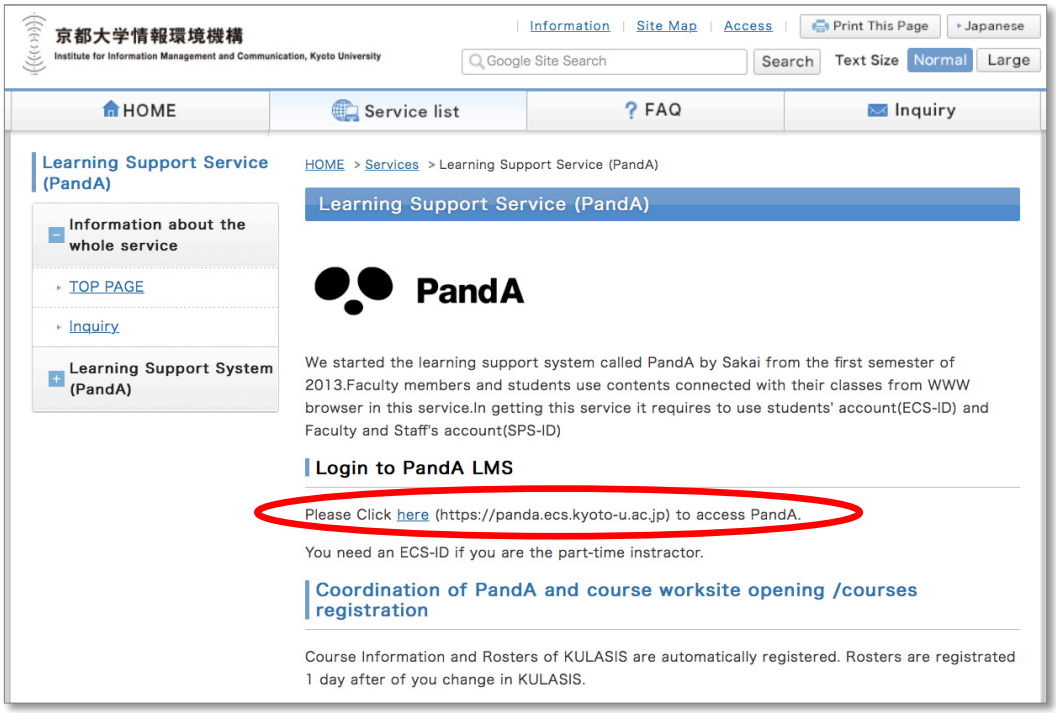

4 IIMC Learning Support Service (PandA) Login Page

https://panda.ecs.kyoto-u.ac.jp/

To login to PandA, enter your ECS-ID which begins with “a”.

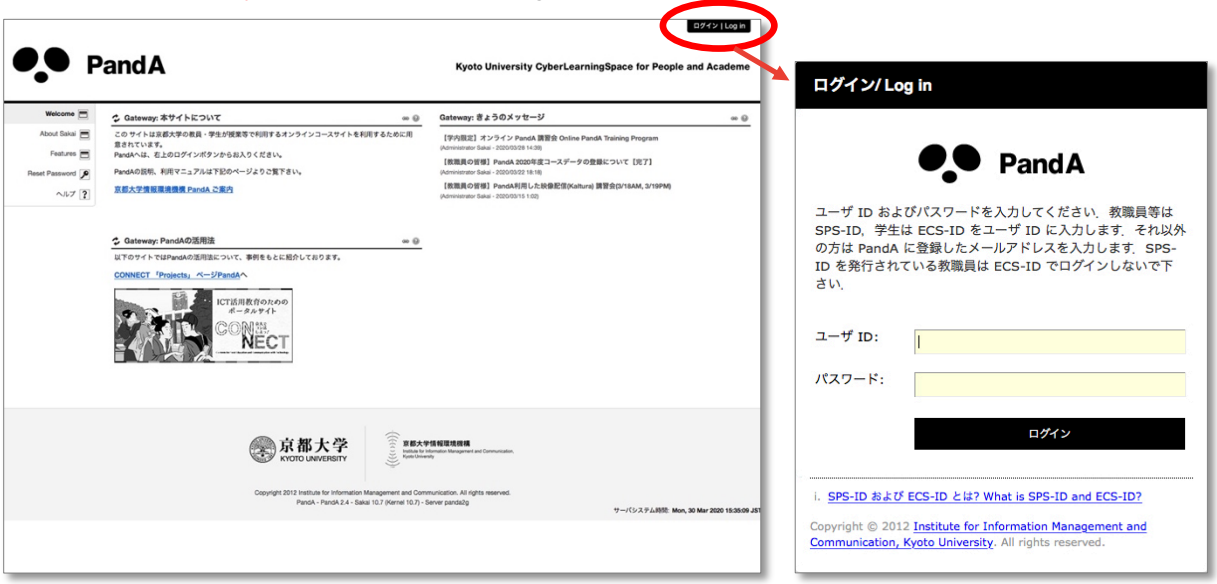

Manual how to use PandA (for students):

https://www.iimc.kyoto-u.ac.jp/services/ecs/pdf/en_chapter9.pdf

Click “Orientation_Oct” on the tab.

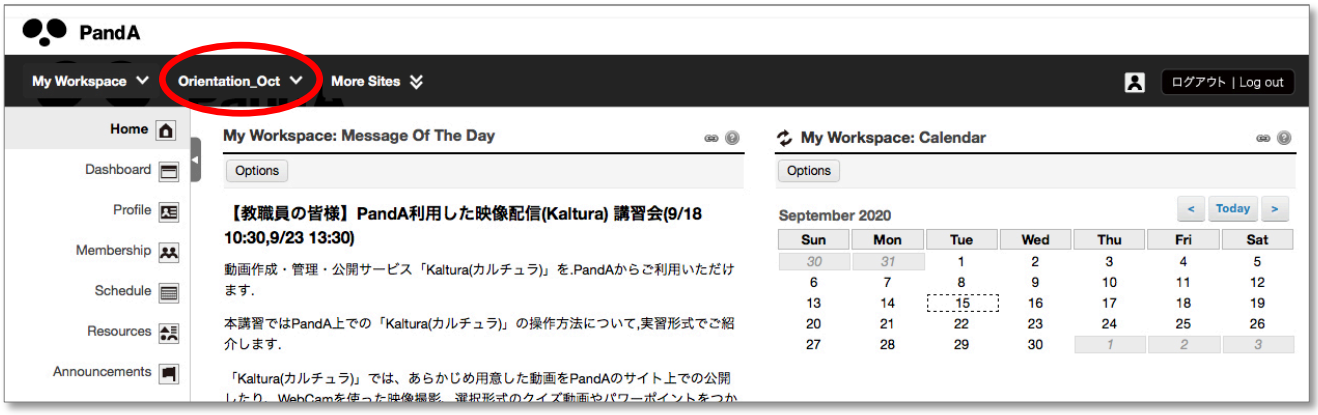

Take the orientation according to the procedure described on the orientation site.
Be sure to complete the test&quiz and survey responses.

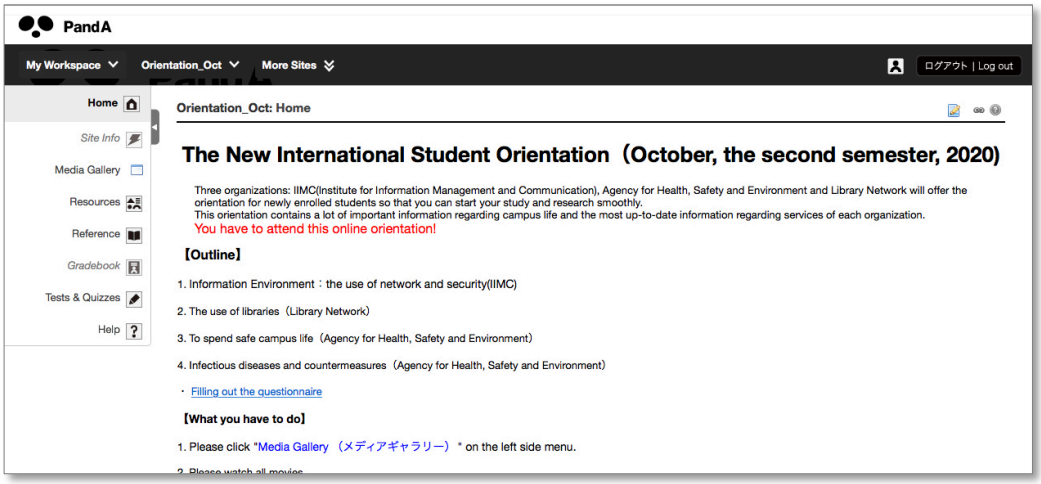

Note: If you cannot find the site on the tab of the header

(A) Click "More Sites". Then, all sites will be displayed and you can select one of them.

(B) Also, you can search the site by using "Search sites in this drawer".

Producer: IIMC, ICT Support Center